

FORMAT OF HOLDING OF SPECIFIED SECURITIES


Annexure - 1

- 1 Name of Listed Entity : P G INDUSTRY LIMITED
 2 Scrip Code / Name of Scrip / Class of Security : 531281/PGINDST/EQUITY
 3 Shareholding Pattern filed under : Reg. 31(1)(a)/Reg.31(1)(b)/Reg.31(1)(c)
 a. If under 31(1)(b) then indicate the report for quarter ending : PRE MERGER
 b. If under 31(1)(c) then indicate date of allotment / extinguishment

4 Declaration : The listed entity is required to submit the following declaration to the extent of submission of information :-

	Particulars	Yes*	No*
1	Whether the Listed Entity has issued any partly paid up shares ?		No*
2	Whether the Listed Entity has issued any Convertible Securities or Warrants ?		No*
3	Whether the Listed Entity has any shares against which depository receipts are issued ?		No*
4	Whether the Listed Entity has any shares in locked-in ?		No*
5	Whether any shares held by promoters are pledge or otherwise encumbered ?		No*

* If the Listed Entity selects the option "No" for the questions above, the columns for the partly paid up shares, Outstanding convertible Securities/Warrants, depository receipts, locked-in shares, Number of shares pledged or otherwise encumbered by promoters, as applicable, shall not be displayed at the time of dissemination on the Stock Exchange website. Also wherever there is "No" declared by Listed Entity in above table the values will be considered as "Zero" by default on submission of the format of holding of specified securities.




P G INDUSTRY LIMITED																			
TABLE I:-SUMMARY STATEMENT HOLDING OF SPECIFIED SECURITIES																			
PRE MERGER SHAREHOLDING PATTERN																			
Category code	Category & Name of Shareholder	Number of Shareholders	No. of Fully paid up equity shares held	No. of Partly paid up equity shares held	No. of shares underlying Depository Receipts	Total number of shares held	Shareholding as a % of total no. of shares (Calculated as per SCRR 1975)	Number of Voting Rights held in each class of securities				No of share underlying outstanding convertible securities (including warrants)	Shares holding as a% assuming full conversion of convertible securities (as a % of diluted share capital)	Number of locked in shares		Number of Shares Pledged or otherwise encumbered		Number of equity shares held in dematerialized form	
								Class X	Class Y	Total	% of			No.(a)	as a % of total share held(b)	No.(a)	as a % of total share held(b)		
I	II	III	IV	V	VI	VII=	VIII	IX				X	XI=(VII)+	XII		XIII		XIV	
						(IV+V+VI)	as a % of (A+B+C2)	Class X	Class Y	Total	% of (A+B+C)	(X) as a % of (A+B+C2)	No.(a) total share held(b)	as a % of total share held(b)	No.(a)	as a % of total share held(b)			
(A)	Promoter & Promoter Group	5	1214504	0	NIL	1214504	26.26	1214504	NIL	1214504	26.26	NIL	26.26	0	0	0	0	1214504	
(B)	Public	1033	3409716	0	NIL	3409716	73.74	3409716	NIL	3409716	73.74	NIL	73.74	0	0	0	N.A.	N.A.	2304016
(C)	Non Promoter Non Public	0	0	0	NIL	0	0	0	NIL	0	0	NIL	0	0	0	0	N.A.	N.A.	0
(C1)	Shares Underlying DRs	0	0	0	NIL	0	0	0	NIL	0	0	NIL	0	0	0	0	N.A.	N.A.	0
(C2)	Shares Held by Employee Trusts	0	0	0	NIL	0	0	0	NIL	0	0	NIL	0	0	0	0	N.A.	N.A.	0
Total		1038	4624220	0	NIL	4624220	100	4624220	NIL	4624220	100	NIL	100	0	0	0	0	3518520	

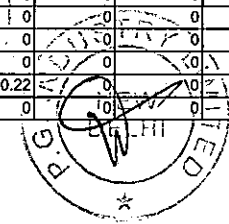
*****End of Table-1 *****



P G INDUSTRY LIMITED																		
TABLE II: Statement Showing Shareholding Pattern of the PROMOTOR AND PROMOTOR GROUP																		
PRE MERGER SHAREHOLDING PATTERN																		
Category & Name of Shareholder	PAN No.	Number of Shareholders	No. of Fully paid up equity shares held	No. of Partly paid up equity shares held	No. of shares underlying Depository Receipts	Total number of shares held	Shareholding as a % of total no. of shares (Calculated as per SCRR 1975)	Number of Voting Rights held in each class of securities				No. of share underlying outstanding convertible securities (including warrants)	No. of Shares holding as a% assuming full conversion of convertible securities (as a % of diluted share capital)	Number of locked in shares		Number of Shares Pledged or otherwise encumbered		Number of equity shares held in dematerialized form
								Class X	Class Y	Total	% of (A+B+C)			No.(a)	as a% of total share held(b)	No.(a)	as a% of total share held(b)	
I	II	III	IV	V	VI	VII= (IV+V+VI)	VIII as a% of (A+B+C2)	IX				X	XI=(VII)+	XII		XIII		XIV
(1) Indian																		
(a) Individuals (HUF)		4	479440	0	NIL	479440	10.37	479440	NIL	479440	10.37	NIL	10.37	0	0	0	0	479440
1 MANJU DEVI DALMIA	AAKPD1391H		207000	0	NIL	207000	4.48	207000	NIL	207000	4.48	NIL	4.48	0	0	0	0	207000
2 AMIT DALMIA	AAKPD2817L		100000	0	NIL	100000	2.16	100000	NIL	100000	2.16	NIL	2.16	0	0	0	0	100000
3 SAKET DALMIA	AGLPD6062E		62220	0	NIL	62220	1.35	62220	NIL	62220	1.35	NIL	1.35	0	0	0	0	62220
4 PUJA DALMIA	AMLPD6635K		110220	0	NIL	110220	2.38	110220	NIL	110220	2.38	NIL	2.38	0	0	0	0	110220
(b) Central Gov/State Gov		0	0	0	NIL	0	0	0	NIL	0	0	NIL	0	0	0	0	0	0
(c) Financial Inst. Banks		0	0	0	NIL	0	0	0	NIL	0	0	NIL	0	0	0	0	0	0
(d) Any Other (Specify) Bodies		1	735064	0	NIL	735064	15.90	735064	NIL	735064	15.90	NIL	15.90	0	0	0	0	735064
1 NEWLOOK VINIMAY PRIVA	AACCN6239M		735064	0	NIL	735064	15.90	735064	NIL	735064	15.90	NIL	15.90	0	0	0	0	735064
(e) Any Other (Specify) Trust		0	0	0	NIL	0	0	0	NIL	0	0	NIL	0	0	0	0	0	0
(f) Any Other (specify) PERSON		0	0	0	NIL	0	0	0	NIL	0	0	NIL	0	0	0	0	0	0
(g) Any Other (specify) TRUST		0	0	0	NIL	0	0	0	NIL	0	0	NIL	0	0	0	0	0	0
(h) Any Other (specify)		0	0	0	NIL	0	0	0	NIL	0	0	NIL	0	0	0	0	0	0
Sub Total (A)(1)		5	1214504	0	NIL	1214504	26.26	1214504	NIL	1214504	26.26	NIL	26.26	0	0	0	0	1214504
(2) Foreign																		
(a) Individuals nri/		0	0	0	NIL	0	0	0	NIL	0	0	NIL	0	0	0	0	0	0
(b) Government		0	0	0	NIL	0	0	0	NIL	0	0	NIL	0	0	0	0	0	0
(c) Institutions		0	0	0	NIL	0	0	0	NIL	0	0	NIL	0	0	0	0	0	0
(d) Foreign Portfolio Investor		0	0	0	NIL	0	0	0	NIL	0	0	NIL	0	0	0	0	0	0
(e) Any Other (specify) Bodies		0	0	0	NIL	0	0	0	NIL	0	0	NIL	0	0	0	0	0	0
(f) Any Other (specify) GROUP		0	0	0	NIL	0	0	0	NIL	0	0	NIL	0	0	0	0	0	0
Sub Total (A)(2)		0	0	0	NIL	0	0	0	NIL	0	0	NIL	0	0	0	0	0	0
TOTAL SHAREHOLDING OF PROMOTER AND PROMOTER GROUP (A)=(A)(1)+(A)(2)		5	1214504	0	NIL	1214504	26.26	1214504	NIL	1214504	26.26	NIL	26.26	0	0	0	0	1214504



P G INDUSTRY LIMITED																																
TABLE III: Statement Showing Shareholding Pattern of the PUBLIC SHAREHOLDER																																
PRE MERGER SHAREHOLDING PATTERN																																
Category & Name of Shareholder	PAN No.	Number of Shareholders	No. of Fully paid up equity shares held	No. of Partly paid up equity shares held	No. of shares underlying Depository Receipts	Total number of shares held	Shareholding as a % of total no. of shares (Calculated as per SCRR 1975)	Number of Voting Rights held in each class of securities				No. of share underlying outstanding convertible securities (including warrants)	Shares holding as a% assuming full conversion of convertible securities (as a % of diluted share capital)	Number of locked in shares		Number of Shares Pledged or otherwise encumbered		Number of equity shares held in dematerialized form														
								Class X	Class Y	Total	% of (A+B+C)			No.(a)	as a% of total share held(b)	No.(a)	as a% of total share held(b)															
I	II	III	IV	V	VI	VII= (IV+V+VI)	VIII as a% of (A+B+C2)	IX				X	XI=(VII)+	XII		XIII		XIV														
(1) Institutions																																
(a) Mutual Funds																																
1	CANBANK MUTUAL FUND		95000	0	NIL	95000	2.05	95000	NIL	95000	2.05	NIL	2.05	0	0	0	N.A.	N.A.	0													
2	BANK OF INDIA A/C BOI MUTUAL FUND		50000	0	NIL	50000	1.08	50000	NIL	50000	1.08	NIL	1.08	0	0	0	N.A.	N.A.	0													
(b) Venture Capital Funds																																
(c) Alternate Investment Funds																																
(d) Foreign Venture Capital Investors																																
(e) Foreign Portfolio Investors																																
(f) Financial Institutions Banks																																
(g) Insurance Companies																																
(h) Provident Funds/ Pension Funds																																
(i) Any Other (specify) FDI																																
(j) Any Other (specify) FOREIGN DIRECT																																
(k) Any Other (specify) Foreign Institutional																																
(l) Any Other (specify) Qualified Foreign Investor																																
Sub Total (B)(1)			145000	0	NIL	145000	3.14	145000	NIL	145000	3.14	NIL	3.14	0	0	0	N.A.	N.A.	0													
(2) Central Government/																																
(a) State Government(s)/ President of India																																
Sub Total (B)(2)			0	0	NIL	0	0	0	NIL	0	0	NIL	0	0	0	0	N.A.	N.A.	0													
(3) Non-Institutions																																
(a) Individuals- i. Individual shareholders holding nominal share capital up to Rs. 2 lac																																
(a) Individuals- ii. Individual shareholders holding nominal share capital in excess of Rs. 2 lac.																																
(b) NBFCs registered with RBI																																
(c) Employee Trust																																
(d) Overseas Depositories (holding DRs)																																
(e) Any Other (specify) Bodies Corporate																																
1	VPS CONSTRUCTIONS PRIVATE LIMITED	AACCV7255M	706612	0	NIL	706612	15.28	706612	NIL	706612	15.28	NIL	15.28	0	0	0	N.A.	N.A.	706612													
2	PSH CONSTRUCTIONS PRIVATE LIMITED	AAECP6610J	681518	0	NIL	681518	14.74	681518	NIL	681518	14.74	NIL	14.74	0	0	0	N.A.	N.A.	681518													
3	VISHIV TRADING PRIVATE LIMITED	AAECV9255H	270253	0	NIL	270253	5.84	270253	NIL	270253	5.84	NIL	5.84	0	0	0	N.A.	N.A.	270253													
4	S V K TRADING PRIVATE LIMITED	AAVCS0559G	478032	0	NIL	478032	10.34	478032	NIL	478032	10.34	NIL	10.34	0	0	0	N.A.	N.A.	478032													
5	MOREPEN FINANCE LTD		48900	0	NIL	48900	1.06	48900	NIL	48900	1.06	NIL	1.06	0	0	0	N.A.	N.A.	0													
(f) Any Other (specify) Qualified Foreign Investor																																
(g) Any Other (specify) OCB																																
(h) Any Other (specify) Non-resident indian Non-																																
(i) Any Other (specify) Non-resident indian Repeat																																
(j) Any Other (specify) Clearing Member																																
(k) Any Other (specify) Trust																																



(l) Any Other (specify) foreign bodies corporates	0	0	0	NIL	0	0	0	NIL	0	0	NIL	0	0	0	N.A	N.A	0
(m) Any Other (specify) EMPLOYEE	0	0	0	NIL	0	0	0	NIL	0	0	NIL	0	0	0	N.A	N.A	0
(n) Any Other (specify) Enemy Property	0	0	0	NIL	0	0	0	NIL	0	0	NIL	0	0	0	N.A	N.A	0
(o) Any Other (specify) DIRECTOR'S & THEIR	0	0	0	NIL	0	0	0	NIL	0	0	NIL	0	0	0	N.A	N.A	0
(p) Any Other (specify) FOREIGN COMPANIES	0	0	0	NIL	0	0	0	NIL	0	0	NIL	0	0	0	N.A	N.A	0
(q) Any Other (specify)	0	0	0	NIL	0	0	0	NIL	0	0	NIL	0	0	0	N.A	N.A	0
(r) Any Other (Specify) Unclaimed or Suspense or	0	0	0	NIL	0	0	0	NIL	0	0	NIL	0	0	0	N.A	N.A	0
(s) Any Other (Specify) Market Maker	0	0	0	NIL	0	0	0	NIL	0	0	NIL	0	0	0	N.A	N.A	0
(t) Any Other (Specify) HUF	0	0	0	NIL	0	0	0	NIL	0	0	NIL	0	0	0	N.A	N.A	0
(u) Any Other (Specify) Societies	0	0	0	NIL	0	0	0	NIL	0	0	NIL	0	0	0	N.A	N.A	0
(v) Any Other (Specify) ESOP or ESOS or ESPS	0	0	0	NIL	0	0	0	NIL	0	0	NIL	0	0	0	N.A	N.A	0
(w) Any Other (Specify) Employee Welfare fund	0	0	0	NIL	0	0	0	NIL	0	0	NIL	0	0	0	N.A	N.A	0
Sub Total (B)(3)	1031	3264716	0	NIL	3264716	70.60	3264716	NIL	3264716	70.60	NIL	70.60	0	0	N.A	N.A	2304016
TOTAL (B)=(B)(1)+(B)(2)+(B)(3)	1033	3409716	0	NIL	3409716	73.74	3409716	NIL	3409716	73.74	NIL	73.74	0	0	N.A	N.A	2304016



P G INDUSTRY LIMITED																			
TABLE IV: Statement Showing Shareholding Pattern of the Non Promotor Non Public Shareholder																			
PRE MERGER SHAREHOLDING PATTERN																			
Category code	Category & Name of Shareholder	PAN No.	Number of Shareholders	No. of Fully paid up equity shares held	No. of Partly paid up equity shares held	No. of shares underlying Depository Receipts	Total number of shares held	Shareholding as a % of total no. of shares (Calculated as per SCRR 1975)	Number of Voting Rights held in each class of securities			No. of share underlying outstanding convertible securities (including warrants)	Shares holding as a% assuming full conversion of convertible securities (as a % of diluted share capital)	Number of locked in shares	Number of Shares Pledged or otherwise encumbered	Number of equity shares held in dematerialized form			
	I	II	III	IV	V	VI	VII=	VIII	IX			X	XI=(VII)+	XII	XIII	XIV			
							(IV+V+VI)	as a% of (A+B+C2)	Class X	Class Y	Total	% of (A+B+C)	(X) as a% of (A+B+C2)	No.(a) total share held(b)	as a% of total share held(b)	No.(a) total share held(b)	as a% of total share held(b)		
(1) Custodian/Dr Holder																			
			0	0	0	NIL	0	0	0	NIL	0	0	NIL	0	0	0	0	0	
Sub Total (C1)																			
			0	0	0	NIL	0	0	0	NIL	0	0	NIL	0	0	0	0	N.A	
(2) Employee Benefit Trust																			
			0	0	0	NIL	0	0	0	NIL	0	0	NIL	0	0	0	0	0	
Sub Total (C2)																			
			0	0	0	NIL	0	0	0	NIL	0	0	NIL	0	0	0	0	N.A	
TOTAL SHAREHOLDING (C)=(C1)+(C2)																			
			0	0	0	NIL	0	0	0	NIL	0	0	NIL	0	0	0	0	0	
Grand Total (A) + (B) + (C)																			
			1038	4624220	0	NIL	4624220	100	4624220	NIL	4624220	100	NIL	100	0	0	NIL	NIL	3518520

***** END OF SHAREHOLDING PATTERN *****



FORMAT OF HOLDING OF SPECIFIED SECURITIES


Annexure - 1

- 1 Name of Listed Entity : P G INDUSTRY LIMITED
- 2 Scrip Code / Name of Scrip / Class of Security : 531281/PGINDST/EQUITY
- 3 Shareholding Pattern filed under : Reg. 31(1)(a)/Reg.31(1)(b)/Reg.31(1)(c)
 - a. If under 31(1)(b) then indicate the report for quarter ending : POST MERGER
 - b. If under 31(1)(c) then indicate date of allotment / extinguishment

4 **Declaration** : The listed entity is required to submit the following declaration to the extent of submission of information :-


	Particulars	Yes*	No*
1	Whether the Listed Entity has issued any partly paid up shares ?		No*
2	Whether the Listed Entity has issued any Convertible Securities or Warrants ?		No*
3	Whether the Listed Entity has any shares against which depository receipts are issued ?		No*
4	Whether the Listed Entity has any shares in locked-in ?		No*
5	Whether any shares held by promoters are pledge or otherwise encumbered ?		No*

* If the Listed Entity selects the option "No" for the queswtions above, the columns fo trhe partly paid up shares, Outstanding convertible Securities/Warrnts, depository receipts, locked-in shares, Number of shares pledged or otherwise encumbered by promoters, as applicable, shall not be displayed at the time of dissemination on the Stock Exchange website. Also wherever there is "No" declared by Listed Entity in above table the values will be considered as "Zero" by default on submission of the format of holding of specified securities.

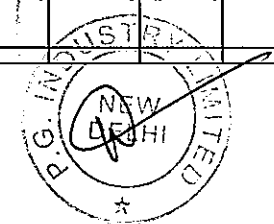


P G INDUSTRY LIMITED																		
TABLE I:-SUMMARY STATEMENT HOLDING OF SPECIFIED SECURITIES																		
POST MERGER SHAREHOLDING PATTERN																		
Category code	Category & Name of Shareholder	Number of Shareholders	No. of Fully paid up equity shares held	No. of Partly paid up equity shares held	No. of shares underlying Depository Receipts	Total number of shares held	Shareholding as a % of total no. of shares (Calculated as per SCRR 1975)	Number of Voting Rights held in each class of securities				No. of share underlying outstanding convertible securities (including warrants)	Shares holding as a% assuming full conversion of convertible securities (as a % of diluted share capital)	Number of locked in shares		Number of Shares Pledged or otherwise encumbered		Number of equity shares held in dematerialized form
								Class X	Class Y	Total	% of			No.(a)	as a% of total share held(b)	No.(a)	as a% of total share held(b)	
I	II	III	IV	V	VI	VII=	VIII	IX				X	XI=(VII)+	XII		XIII		XIV
						(IV+V+VI)	as a% of (A+B+C2)					(X) as a% of(A+B+C2)	No.(a)	as a% of total share held(b)	No.(a)	as a% of total share held(b)		
(A)	Promoter & Promoter Group	8	2563936	0	NIL	2563936	42.92	2563936	NIL	2563936	42.92	NIL	42.92	0	0	N.A.	N.A.	2563936
(B)	Public	1033	3409718	0	NIL	3409718	57.08	3409718	NIL	3409718	57.08	NIL	57.08	0	0	N.A.	N.A.	2304017
(C)	Non Promoter Non Public	0	0	0	NIL	0	0	0	NIL	0	0	NIL	0	0	0	N.A.	N.A.	0
(C1)	Shares Underlying DRs	0	0	0	NIL	0	0	0	NIL	0	0	NIL	0	0	0	N.A.	N.A.	0
(C2)	Shares Held by Employee Trusts	0	0	0	NIL	0	0	0	NIL	0	0	NIL	0	0	0	N.A.	N.A.	0
Total		1041	5973654	0	NIL	5973654	100	5973654	NIL	5973654	100	NIL	100	0	0	0	0	4867953

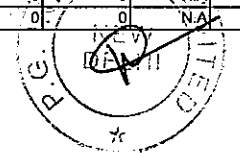
*****End of Table-1*****




P G INDUSTRY LIMITED																		
TABLE II: Statement Showing Shareholding Pattern of the PROMOTER AND PROMOTER GROUP																		
POST MERGER SHAREHOLDING PATTERN																		
Category Shareholder	PAN No.	Number of Shareholders	No. of Fully paid up equity shares held	No. of Partly paid up equity shares held	No. of shares underlying Depository Receipts	Total number of shares held	Shareholding as a % of total no. of shares (Calculated as per SCRR 1975)	Number of Voting Rights held in each class of securities				No. of share underlying outstanding convertible securities (including warrants)	Shares holding as a% assuming full conversion of convertible securities (as a % of diluted share capital)	Number of locked in shares		Number of Shares Pledged or otherwise encumbered		Number of equity shares held in dematerialized form
								Class X	Class Y	Total	% of (A+B+C)			No. (a)	as a% of total share held (b)	No. (a)	as a% of total share held (b)	
I	II	III	IV	V	VI	VII=	VIII	IX	X	XI=(VII)+	XII	XIII	XIV					
						(IV+V+VI)	as a% of (A+B+C2)	Class X	Class Y	Total	% of (A+B+C)	(X) as a% of (A+B+C2)	No. (a)	as a% of total share held (b)	No. (a)	as a% of total share held (b)		
(1) Indian																		
(a) Individuals (HUF)		5	487772	0	NIL	487772	8.17	487772	NIL	487772	8.17	NIL	8.17	0	0	0	0	487772
1 MANJU DEVI DALMIA	AAKPD1391H		211166	0	NIL	211166	3.53	211166	NIL	211166	3.53	NIL	3.53	0	0	0	0	211166
2 RAJA RAM DALMIA	AGRPD4280C		4164	0	NIL	4164	0.07	4164	NIL	4164	0.07	NIL	0.07	0	0	0	0	4164
3 AMIT DALMIA	AAKPD2817L		100000	0	NIL	100000	1.67	100000	NIL	100000	1.67	NIL	1.67	0	0	0	0	100000
4 SAKET DALMIA	AGLPD6062E		62220	0	NIL	62220	1.04	62220	NIL	62220	1.04	NIL	1.04	0	0	0	0	62220
5 PUJA DALMIA	AMLPD6635K		110222	0	NIL	110222	1.85	110222	NIL	110222	1.85	NIL	1.85	0	0	0	0	110222
(b) Central Gov/State Gov		0	0	0	NIL	0	0	0	NIL	0	0	NIL	0	0	0	0	0	0
(c) Financial Inst. Banks		0	0	0	NIL	0	0	0	NIL	0	0	NIL	0	0	0	0	0	0
(d) Any Other (Specify) Bodies		3	2076164	0	NIL	2076164	34.76	2076164	NIL	2076164	34.76	NIL	34.76	0	0	0	0	2076164
1 NEWLOOK VINIMAY PRIVATE	AACCN6239M		1167189	0	NIL	1167189	19.54	1167189	NIL	1167189	19.54	NIL	19.54	0	0	0	0	1167189
2 VISHAL ENCLAVE PRIVATE	AACCV4967E		588750	0	NIL	588750	9.86	588750	NIL	588750	9.86	NIL	9.86	0	0	0	0	588750
3 CAPETOWN MERCHANDIS	AADCC2015P		320225	0	NIL	320225	5.36	320225	NIL	320225	5.36	NIL	5.36	0	0	0	0	320225
(e) Any Other (Specify) Trust		0	0	0	NIL	0	0	0	NIL	0	0	NIL	0	0	0	0	0	0
(f) Any Other (specify) PERSON		0	0	0	NIL	0	0	0	NIL	0	0	NIL	0	0	0	0	0	0
(g) Any Other (specify) TRUST		0	0	0	NIL	0	0	0	NIL	0	0	NIL	0	0	0	0	0	0
(h) Any Other (specify)		0	0	0	NIL	0	0	0	NIL	0	0	NIL	0	0	0	0	0	0
Sub Total (A)(1)		8	2563936	0	NIL	2563936	42.92	2563936	NIL	2563936	42.92	NIL	42.92	0	0	0	0	2563936
(2) Foreign																		
(a) Individuals nri/		0	0	0	NIL	0	0	0	NIL	0	0	NIL	0	0	0	0	0	0
(b) Government		0	0	0	NIL	0	0	0	NIL	0	0	NIL	0	0	0	0	0	0
(c) Institutions		0	0	0	NIL	0	0	0	NIL	0	0	NIL	0	0	0	0	0	0
(d) Foreign Portfolio Investor		0	0	0	NIL	0	0	0	NIL	0	0	NIL	0	0	0	0	0	0
(e) Any Other (specify) Bodies		0	0	0	NIL	0	0	0	NIL	0	0	NIL	0	0	0	0	0	0
(f) Any Other (specify) GROUP		0	0	0	NIL	0	0	0	NIL	0	0	NIL	0	0	0	0	0	0
Sub Total (A)(2)		0	0	0	NIL	0	0	0	NIL	0	0	NIL	0	0	0	0	0	0
TOTAL SHAREHOLDING OF PROMOTER AND PROMOTER GROUP (A)=(A)(1)+(A)(2)		8	2563936	0	NIL	2563936	42.92	2563936	NIL	2563936	42.92	NIL	42.92	0	0	0	0	2563936



P G INDUSTRY LIMITED																			
TABLE III: Statement Showing Shareholding Pattern of the PUBLIC SHAREHOLDER																			
POST MERGER SHAREHOLDING PATTERN																			
Category & Name of Shareholder	PAN No.	Number of Shareholders	No. of Fully paid up equity shares held	No. of Partly paid up equity shares held	No. of shares underlying Depository Receipts	Total number of shares held	Shareholding as a % of total no. of shares (Calculated as per SCRR 1975)	Number of Voting Rights held in each class of securities				No. of shares underlying outstanding convertible securities (including warrants)	Shares holding as a% assuming full conversion of convertible securities (as a % of diluted share capital)	Number of locked in shares		Number of Shares Pledged or otherwise encumbered		Number of equity shares held in dematerialized form	
								Class X	Class Y	Total	% of (A+B+C)			No.(a)	as a% of total share held(b)	No.(a)	as a% of total share held(b)		
I	II	III	IV	V	VI	VII= (IV+V+VI)	VIII as a% of (A+B+C2)	IX				X	XI=(VII)+	XII		XIII		XIV	
(1) Institutions																			
(a) Mutual Funds			2	145000	0	NIL	145000	2.43	145000	NIL	145000	2.43	NIL	2.43	0	0	N.A.	N.A.	0
1	CANBANK MUTUAL FUND		95000	0	NIL	95000	1.59	95000	NIL	95000	1.59	NIL	1.59	0	0	N.A.	N.A.	0	
2	BANK OF INDIA A/C BOI MUTUAL FUND		50000	0	NIL	50000	0.84	50000	NIL	50000	0.84	NIL	0.84	0	0	N.A.	N.A.	0	
(b) Venture Capital Funds			0	0	0	NIL	0	0	0	0	0	0	0	0	0	N.A.	N.A.	0	
(c) Alternate Investment Funds			0	0	0	NIL	0	0	0	0	0	0	0	0	0	N.A.	N.A.	0	
(d) Foreign Venture Capital Investors			0	0	0	NIL	0	0	0	0	0	0	0	0	0	N.A.	N.A.	0	
(e) Foreign Portfolio Investors			0	0	0	NIL	0	0	0	0	0	0	0	0	0	N.A.	N.A.	0	
(f) Financial Institutions Banks			0	0	0	NIL	0	0	0	0	0	0	0	0	0	N.A.	N.A.	0	
(g) Insurance Companies			0	0	0	NIL	0	0	0	0	0	0	0	0	0	N.A.	N.A.	0	
(h) Provident Funds/ Pension Funds			0	0	0	NIL	0	0	0	0	0	0	0	0	0	N.A.	N.A.	0	
(i) Any Other (specify) FDI			0	0	0	NIL	0	0	0	0	0	0	0	0	0	N.A.	N.A.	0	
(j) Any Other (specify) FOREIGN DIRECT			0	0	0	NIL	0	0	0	0	0	0	0	0	0	N.A.	N.A.	0	
(k) Any Other (specify) Foreign Institutional			0	0	0	NIL	0	0	0	0	0	0	0	0	0	N.A.	N.A.	0	
(l) Any Other (specify) Qualified Foreign Investor			0	0	0	NIL	0	0	0	0	0	0	0	0	0	N.A.	N.A.	0	
Sub Total (B)(1)			2	145000	0	NIL	145000	2.43	145000	NIL	145000	2.43	NIL	2.43	0	0	N.A.	N.A.	0
(2) Central Government/																			
(a) State Government(s)/ President of India			0	0	0	NIL	0	0	0	0	0	0	0	0	0	N.A.	N.A.	0	
Sub Total (B)(2)			0	0	0	NIL	0	0	0	0	0	0	0	0	0	N.A.	N.A.	0	
(3) Non-Institutions																			
(a) Individuals- i. Individual shareholders holding nominal share capital up to Rs. 2 lac			996	874063	0	NIL	874063	14.63	874063	NIL	874063	14.63	NIL	14.63	0	0	N.A.	N.A.	110762
(a) Individuals- ii. Individual shareholders holding nominal share capital in excess of Rs. 2 lac.			4	122100	0	NIL	122100	2.04	122100	NIL	122100	2.04	NIL	2.04	0	0	N.A.	N.A.	36000
(b) NBFCs registered with RBI			0	0	0	NIL	0	0	0	0	0	0	0	0	0	N.A.	N.A.	0	
(c) Employee Trust			0	0	0	NIL	0	0	0	0	0	0	0	0	0	N.A.	N.A.	0	
(d) Overseas Depositories (holding DRs)			0	0	0	NIL	0	0	0	0	0	0	0	0	0	N.A.	N.A.	0	
(e) Any Other (specify) Bodies Corporate			24	2258270	0	NIL	2258270	37.80	2258270	NIL	2258270	37.80	NIL	37.80	0	0	N.A.	N.A.	2146970
1	VPS CONSTRUCTIONS PRIVATE LIMITED	AAACV7256M	706612	0	NIL	706612	11.83	706612	NIL	706612	11.83	NIL	11.83	0	0	N.A.	N.A.	706612	
2	PSH CONSTRUCTIONS PRIVATE LIMITED	AAECP6610J	681518	0	NIL	681518	11.41	681518	NIL	681518	11.41	NIL	11.41	0	0	N.A.	N.A.	681518	
3	VISHIV TRADING PRIVATE LIMITED	AAECV9255H	270253	0	NIL	270253	4.52	270253	NIL	270253	4.52	NIL	4.52	0	0	N.A.	N.A.	270253	
4	S V K TRADING PRIVATE LIMITED	AAVCS0559G	478032	0	NIL	478032	8.00	478032	NIL	478032	8.00	NIL	8.00	0	0	N.A.	N.A.	478032	
5	MOREPEN FINANCE LTD		48900	0	NIL	48900	0.82	48900	NIL	48900	0.82	NIL	0.82	0	0	N.A.	N.A.	0	
(f) Any Other (specify) Qualified Foreign Investor			0	0	0	NIL	0	0	0	0	0	0	0	0	0	N.A.	N.A.	0	
(g) Any Other (specify) OCB			0	0	0	NIL	0	0	0	0	0	0	0	0	0	N.A.	N.A.	0	
(h) Any Other (specify) Non-resident indian Non-			0	0	0	NIL	0	0	0	0	0	0	0	0	0	N.A.	N.A.	0	
(i) Any Other (specify) Non-resident indian Repeat			1	50	0	NIL	50	0	50	NIL	50	0	NIL	0	0	N.A.	N.A.	50	
(j) Any Other (specify) Clearing Member			6	10235	0	NIL	10235	0.17	10235	NIL	10235	0.17	NIL	0.17	0	0	N.A.	N.A.	10235




(k) Any Other (specify) Trust	0	0	0	NIL	0	0	0	NIL	0	0	NIL	0	0	0	N.A.	N.A.	0
(l) Any Other (specify) foreign bodies corporates	0	0	0	NIL	0	0	0	NIL	0	0	NIL	0	0	0	N.A.	N.A.	0
(m) Any Other (specify) EMPLOYEE	0	0	0	NIL	0	0	0	NIL	0	0	NIL	0	0	0	N.A.	N.A.	0
(n) Any Other (specify) Enemy Property	0	0	0	NIL	0	0	0	NIL	0	0	NIL	0	0	0	N.A.	N.A.	0
(o) Any Other (specify) DIRECTOR'S & THEIR	0	0	0	NIL	0	0	0	NIL	0	0	NIL	0	0	0	N.A.	N.A.	0
(p) Any Other (specify) FOREIGN COMPANIES	0	0	0	NIL	0	0	0	NIL	0	0	NIL	0	0	0	N.A.	N.A.	0
(q) Any Other(specify)	0	0	0	NIL	0	0	0	NIL	0	0	NIL	0	0	0	N.A.	N.A.	0
(r) Any Other (Specify) Unclaimed or Suspense or	0	0	0	NIL	0	0	0	NIL	0	0	NIL	0	0	0	N.A.	N.A.	0
(s) Any Other (Specify) Market Maker	0	0	0	NIL	0	0	0	NIL	0	0	NIL	0	0	0	N.A.	N.A.	0
(t) Any Other (Specify) HUF	0	0	0	NIL	0	0	0	NIL	0	0	NIL	0	0	0	N.A.	N.A.	0
(u) Any Other (Specify) Societies	0	0	0	NIL	0	0	0	NIL	0	0	NIL	0	0	0	N.A.	N.A.	0
(v) Any Other (Specify) ESOP or ESOS or ESPS	0	0	0	NIL	0	0	0	NIL	0	0	NIL	0	0	0	N.A.	N.A.	0
(w) Any Other (Specify) Employee Welfare fund	0	0	0	NIL	0	0	0	NIL	0	0	NIL	0	0	0	N.A.	N.A.	0
Sub Total (B)(3)	1031	3264718	0	NIL	3264718	54.65	3264718	NIL	3264718	54.65	NIL	54.65	0	0	N.A.	N.A.	2304017
TOTAL (B)=(B)(1)+(B)(2)+(B)(3)	1033	3409718	0	NIL	3409718	57.08	3409718	NIL	3409718	57.08	NIL	57.08	0	0	N.A.	N.A.	2304017



P G INDUSTRY LIMITED																			
TABLE IV: Statement Showing Shareholding Pattern of the Non Promotor Non Public Shareholder																			
POST MERGER SHAREHOLDING PATTERN																			
Category code	Category & Name of Shareholder	PAN No.	Number of Shareholders	No. of Fully paid up equity shares held	No. of Partly paid up equity shares held	No. of underlying Depository Receipts	Total number of shares held	Shareholding as a % of total no. of shares (Calculated as per SCRR 1975)	Number of Voting Rights held in each class of securities				No. of share underlying outstanding convertible securities (including warrants)	Shares holding as a% assuming full conversion of convertible securities (as a % of diluted share capital)	Number of locked in shares	Number of Shares Pledged or otherwise encumbered	Number of equity shares held in dematerialized form		
	I	II	III	IV	V	VI	VII=	VIII	IX				X	XI=(VII)+	XII		XIII	XIV	
							(IV+V+VI)	as a% of (A+B+C2)	Class X	Class Y	Total	% of (A+B+C)		(X) as a% of (A+B+C2)	No.(a) total share held(b)	as a% of total share held(b)	No.(a) total share held(b)	as a% of total share held(b)	
(1) Custodian/Dr Holder			0	0	0	NIL	0	0	0	NIL	0	0	0	NIL	0	0	0	0	0
Sub Total (C)(1)			0	0	0	NIL	0	0	0	NIL	0	0	0	NIL	0	0	0	0	0
(2) Employee Benefit Trust			0	0	0	NIL	0	0	0	NIL	0	0	0	NIL	0	0	0	0	0
Sub Total (C)(2)			0	0	0	NIL	0	0	0	NIL	0	0	0	NIL	0	0	0	0	0
TOTAL SHAREHOLDING (C)=(C1)+(C2)			0	0	0	NIL	0	0	0	NIL	0	0	0	NIL	0	0	0	0	0
Grand Total (A) + (B) + (C)			1041	5973654	0	NIL	5973654	100	5973654	NIL	5973654	100	NIL	100	0	0	NIL	NIL	4867953

***** END OF SHAREHOLDING PATTERN *****




FORMAT OF HOLDING OF SPECIFIED SECURITIES

- 1 Name of Unlisted Entity : PRICELESS OVERSEAS LIMITED
- 2 Scrip Code / Name of Scrip / Class of Security : EQUITY
- 3 Shareholding Pattern filed under : Reg. 31(1)(a)/Reg.31(1)(b)/Reg.31(1)(c)
- a. If under 31(1)(b) then indicate the report for quarter ending : PRE MERGER
- b. If under 31(1)(c) then indicate date of allotment / extinguishment :

4 **Declaration** : The listed entity is required to submit the following declaration to the extent of submission of information :-


	Particulars	Yes*	No*
1	Whether the Listed Entity has issued any partly paid up shares ?		No*
2	Whether the Listed Entity has issued any Convertible Securities or Warrants ?		No*
3	Whether the Listed Entity has any shares against which depository receipts are issued ?		No*
4	Whether the Listed Entity has any shares in locked-in ?		No*
5	Whether any shares held by promoters are pledge or otherwise encumbered ?		No*

* If the Listed Entity selects the option "No" for the questions above, the columns for the partly paid up shares, Outstanding convertible Securities/Warrants, depository receipts, locked-in shares, Number of shares pledged or otherwise encumbered by promoters, as applicable, shall not be displayed at the time of dissemination on the Stock Exchange website. Also wherever there is "No" declared by Listed Entity in above table the values will be considered as "Zero" by default on submission of the format of holding of specified securities.




PRICELESS OVERSEAS LIMITED (PRE MERGER)																			
TABLE I:-SUMMARY STATEMENT HOLDING OF SPECIFIED SECURITIES																			
Category code	Category & Name of Shareholder	Number of Shareholders	No. of Fully paid up equity shares held	No. of Partly paid up equity shares held	No. of shares underlying Depository Receipts	Total number of shares held	Shareholding as a % of total no. of shares (Calculated as per SCRR 1975)	Number of Voting Rights held in each class of securities				No of share underlying outstanding convertible securities (including warrants)	Shares holding as a% assuming full conversion of convertible securities (as a % of diluted share capital)	Number of locked in shares		Number of Shares Pledged or otherwise encumbered		Number of equity shares held in dematerialized form	
								Class X	Class Y	Total	% of (A+B+C)			No.(a)	as a% of total share held(b)	No.(a)	as a% of total share held(b)		
I	II	III	IV	V	VI	VII= (IV+V+VI)	VIII as a% of (A+B+C2)	IX				X	XI=(VII)+	XII		XIII		XIV	
								Class X	Class Y	Total	% of (A+B+C)	(X) as a% of (A+B+C2)	No.(a)	as a% of total share held(b)	No.(a)	as a% of total share held(b)			
(A)	Promoter & Promoter Group	7	8096605	0	NIL	8096605	100	8096605	NIL	8096605	100	NIL	100	0	0	0	0	0	
(B)	Public	0	0	0	NIL	0	0	0	NIL	0	0	NIL	0	0	0	0	N.A.	N.A.	0
(C)	Non Promoter Non Public	0	0	0	NIL	0	0	0	NIL	0	0	NIL	0	0	0	0	N.A.	N.A.	0
(C1)	Shares Underlying DRs	0	0	0	NIL	0	0	0	NIL	0	0	NIL	0	0	0	0	N.A.	N.A.	0
(C2)	Shares Held by Employee Trusts	0	0	0	NIL	0	0	0	NIL	0	0	NIL	0	0	0	0	N.A.	N.A.	0
Total:		7	8096605	0	NIL	8096605	100	8096605	NIL	8096605	100	NIL	100	0	0	0	0	0	

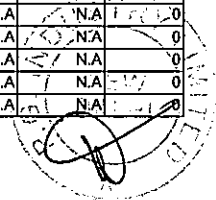
*****End of Table-1*****




PRICELESS OVERSEAS LIMITED (PRE MERGER)																	
TABLE II: Statement Showing Shareholding Pattern of the PROMOTOR AND PROMOTOR GROUP																	
Category	Name of Shareholder	PAN No.	Number of Shareholders	No. of fully paid up equity shares held	No. of Partly paid up equity shares held	No. of shares underlying Depository Receipts	Total number of shares held	Shareholding as a % of total no. of shares (Calculated as per SCRR 1975)	Number of Voting Rights held in each class of securities				No. of share underlying outstanding convertible securities (including warrants)	Shares holding as a% assuming full conversion of convertible securities (as a % of diluted share capital)	Number of locked in shares	Number of Shares Pledged or otherwise encumbered	Number of equity shares held in dematerialized form
									Class X	Class Y	Total	% of (A+B+C)					
I	II	III	IV	V	VI	VII= (IV+V+VI)	VIII as a% of (A+B+C2)	IX				X	XI=(VII)+ (X) as a% of (A+B+C2)	XII No.(a) as a% of total share held(b)	XIII No.(a) as a% of total share held(b)	XIV	
(1) Indian																	
(a) Individuals (HUF)																	
			4	50000	0	NIL	50000	0.62	50000	NIL	50000	0.62	NIL	0.62	0	0	0
1	MANJU DEVI DALMIA	AAKPD1391H		24995	0	NIL	24995	0.31	24995	NIL	24995	0.31	NIL	0.31	0	0	0
2	RAJA RAM DALMIA	AGRPD4280C		24985	0	NIL	24985	0.31	24985	NIL	24985	0.31	NIL	0.31	0	0	0
3	PRADIP ASOPA	ABOPA0429N		10	0	NIL	10	0	10	NIL	10	0	NIL	0	0	0	0
4	PUJA DALMIA	AMLDP6635K		10	0	NIL	10	0	10	NIL	10	0	NIL	0	0	0	0
(b) Central Gov/State Gov																	
(c) Financial Inst. Banks																	
(d) Any Other (Specify) Bodies																	
1	NEWLOOK VINIMAY PRIVATE	AACCN6239M		2592750	0	NIL	2592750	32.02	2592750	NIL	2592750	32.02	NIL	32.02	0	0	0
2	CAPETOWN MERCHANISE	AADCC2015P		1921355	0	NIL	1921355	23.73	1921355	NIL	1921355	23.73	NIL	23.73	0	0	0
3	VISHAL ENCLAVE PRIVATE	AACCV4967E		3532500	0	NIL	3532500	43.63	3532500	NIL	3532500	43.63	NIL	43.63	0	0	0
(e) Any Other (Specify) Trust																	
(f) Any Other (specify) PERSON																	
(g) Any Other (specify) TRUST																	
(h) Any Other (specify)																	
Sub Total (A)(1)			7	8096605	0	NIL	8096605	100	8096605	NIL	8096605	100	NIL	100	0	0	0
(2) Foreign																	
(a) Individuals nri																	
(b) Government																	
(c) Institutions																	
(d) Foreign Portfolio Investor																	
(e) Any Other (specify) Bodies																	
(f) Any Other (specify) GROUP																	
Sub Total (A)(2)			0	0	0	NIL	0	0	0	NIL	0	0	NIL	0	0	0	0
TOTAL SHAREHOLDING OF PROMOTER AND PROMOTER GROUP (A)=(A)(1)+(A)(2)			7	8096605	0	NIL	8096605	100	8096605	NIL	8096605	100	NIL	100	0	0	0



PRICELESS OVERSEAS LIMITED (PRE MERGER)																		
TABLE III: Statement Showing Shareholding Pattern of the PUBLIC SHAREHOLDER																		
Category & Name of Shareholder	PAN No.	Number of Shareholders	No. of Fully paid up equity shares held	No. of Partly paid up equity shares held	No. of shares underlying Depository Receipts	Total number of shares held	Shareholding as a % of total no. of shares (Calculated as per SCRR 1975)	Number of Voting Rights held in each class of securities				No. of share of underlying outstanding convertible securities (including warrants)	Shares holding as a% assuming full conversion of convertible securities (as a % of diluted share capital)	Number of locked in shares	Number of Shares Pledged or otherwise encumbered	Number of equity shares held in dematerialized form		
I	II	III	IV	V	VI	VII=	VIII	IX				X	XI=(VII)+	XII		XIII	XIV	
						(IV+V+VI)	as a % of (A+B+C2)	Class X	Class Y	Total	% of (A+B+C)		(X) as a % of (A+B+C2)	No.(a) held(b)	as a % of total share held(b)	No.(a) held(b)	as a % of total share held(b)	
(1) Institutions																		
(a) Mutual Funds		0	0	0	0	0	0	0	NIL	0	0	0	NIL	0	0	N.A	N.A	0
(b) Venture Capital Funds		0	0	0	0	0	0	0	NIL	0	0	0	NIL	0	0	N.A	N.A	0
(c) Alternate Investment Funds		0	0	0	0	0	0	0	NIL	0	0	0	NIL	0	0	N.A	N.A	0
(d) Foreign Venture Capital Investors		0	0	0	0	0	0	0	NIL	0	0	0	NIL	0	0	N.A	N.A	0
(e) Foreign Portfolio Investors		0	0	0	0	0	0	0	NIL	0	0	0	NIL	0	0	N.A	N.A	0
(f) Financial Institutions Banks		0	0	0	0	0	0	0	NIL	0	0	0	NIL	0	0	N.A	N.A	0
(g) Insurance Companies		0	0	0	0	0	0	0	NIL	0	0	0	NIL	0	0	N.A	N.A	0
(h) Provident Funds/ Pension Funds		0	0	0	0	0	0	0	NIL	0	0	0	NIL	0	0	N.A	N.A	0
(i) Any Other (specify) FDI		0	0	0	0	0	0	0	NIL	0	0	0	NIL	0	0	N.A	N.A	0
(j) Any Other (specify) FOREIGN DIRECT		0	0	0	0	0	0	0	NIL	0	0	0	NIL	0	0	N.A	N.A	0
(k) Any Other (specify) Foreign Institutional		0	0	0	0	0	0	0	NIL	0	0	0	NIL	0	0	N.A	N.A	0
(l) Any Other (specify) Qualified Foreign		0	0	0	0	0	0	0	NIL	0	0	0	NIL	0	0	N.A	N.A	0
Sub Total (B)(1)		0	0	0	0	0	0	0	NIL	0	0	0	NIL	0	0	N.A	N.A	0
(2) Central Government/																		
(a) State Government(s)/ President of India		0	0	0	0	0	0	0	NIL	0	0	0	NIL	0	0	N.A	N.A	0
Sub Total (B)(2)		0	0	0	0	0	0	0	NIL	0	0	0	NIL	0	0	N.A	N.A	0
(3) Non-Institutions																		
(a) Individuals- i. Individual shareholders		0	0	0	0	0	0	0	NIL	0	0	0	NIL	0	0	N.A	N.A	0
(a) Individuals- ii. Individual shareholders		0	0	0	0	0	0	0	NIL	0	0	0	NIL	0	0	N.A	N.A	0
(b) NBFCs registered with RBI		0	0	0	0	0	0	0	NIL	0	0	0	NIL	0	0	N.A	N.A	0
(c) Employee Trust		0	0	0	0	0	0	0	NIL	0	0	0	NIL	0	0	N.A	N.A	0
(d) Overseas Depositories (holding DRs)		0	0	0	0	0	0	0	NIL	0	0	0	NIL	0	0	N.A	N.A	0
(e) Any Other (specify) Bodies Corporate		0	0	0	0	0	0	0	NIL	0	0	0	NIL	0	0	N.A	N.A	0
(f) Any Other (specify) Qualified Foreign		0	0	0	0	0	0	0	NIL	0	0	0	NIL	0	0	N.A	N.A	0
(g) Any Other (specify) OCB		0	0	0	0	0	0	0	NIL	0	0	0	NIL	0	0	N.A	N.A	0
(h) Any Other (specify) Non-resident indian		0	0	0	0	0	0	0	NIL	0	0	0	NIL	0	0	N.A	N.A	0
(i) Any Other (specify) Non-resident indian		0	0	0	0	0	0	0	NIL	0	0	0	NIL	0	0	N.A	N.A	0
(j) Any Other (specify)		0	0	0	0	0	0	0	NIL	0	0	0	NIL	0	0	N.A	N.A	0
(k) Any Other (specify) Trust		0	0	0	0	0	0	0	NIL	0	0	0	NIL	0	0	N.A	N.A	0
(l) Any Other (specify) foreign bodies		0	0	0	0	0	0	0	NIL	0	0	0	NIL	0	0	N.A	N.A	0
(m) Any Other (specify) EMPLOYEE		0	0	0	0	0	0	0	NIL	0	0	0	NIL	0	0	N.A	N.A	0
(n) Any Other (specify) Enemy Property		0	0	0	0	0	0	0	NIL	0	0	0	NIL	0	0	N.A	N.A	0
(o) Any Other (specify) DIRECTOR'S &		0	0	0	0	0	0	0	NIL	0	0	0	NIL	0	0	N.A	N.A	0
(p) Any Other (specify) FOREIGN		0	0	0	0	0	0	0	NIL	0	0	0	NIL	0	0	N.A	N.A	0
(q) Any Other (specify)		0	0	0	0	0	0	0	NIL	0	0	0	NIL	0	0	N.A	N.A	0
(r) Any Other (Specify) Unclaimed or		0	0	0	0	0	0	0	NIL	0	0	0	NIL	0	0	N.A	N.A	0
(s) Any Other (Specify) Market Maker		0	0	0	0	0	0	0	NIL	0	0	0	NIL	0	0	N.A	N.A	0
(t) Any Other (Specify) HUF		0	0	0	0	0	0	0	NIL	0	0	0	NIL	0	0	N.A	N.A	0
(u) Any Other (Specify) Societies		0	0	0	0	0	0	0	NIL	0	0	0	NIL	0	0	N.A	N.A	0




(v) Any Other (Specify) ESOP or ESOS or	0	0	0	NIL	0	0	0	NIL	0	0	NIL	0	0	0	N.A	N.A	0
(w) Any Other (Specify) Employee Welfare	0	0	0	NIL	0	0	0	NIL	0	0	NIL	0	0	0	N.A	N.A	0
Sub Total (B)(3)	0	0	0	NIL	0	0	0	NIL	0	0	NIL	0	0	0	N.A	N.A	0
TOTAL (B)=(B)(1)+(B)(2)+(B)(3)	0	0	0	NIL	0	0	0	NIL	0	0	NIL	0	0	0	N.A	N.A	0



PRICELESS OVERSEAS LIMITED (PRE MERGER)																											
TABLE IV: Statement Showing Shareholding Pattern of the Non Promotor Non Public Shareholder																											
Category code	Category & Name of Shareholder	PAN No.	Number of Shareholders	No. of Fully paid up equity shares held	No. of Partly paid up equity shares held	No. of shares underlying Depository Receipts	Total number of shares held	Shareholding as a % of total no. of shares (Calculated as per SCRR 1975)	Number of Voting Rights held in each class of securities				No. of share underlying outstanding convertible securities (including warrants)	Shares holding as a% assuming full conversion of convertible securities (as a % of diluted share capital)	Number of locked in shares	Number of Shares Pledged or otherwise encumbered	Number of equity shares held in dematerialized form										
	I	II	III	IV	V	VI	VII=	VIII	IX				X	XI=(VII)+	XII	XIII	XIV										
							(IV+V+VI)	as a% of (A+B+C2)	Class X	Class Y	Total	% of (A+B+C)	(X) as a% of (A+B+C2)	No.(a)	as a% of total share held(b)	No.(a)	as a% of total share held(b)										
(1) Custodian/Dr Holder			0	0	0	NIL	0	0	0	NIL	0	0	NIL	0	0	0	0										
Sub Total (C)(1)			0	0	0	NIL	0	0	0	NIL	0	0	NIL	0	0	0	N.A										
(2) Employee Benefit Trust			0	0	0	NIL	0	0	0	NIL	0	0	NIL	0	0	0	0										
Sub Total (C)(2)			0	0	0	NIL	0	0	0	NIL	0	0	NIL	0	0	0	N.A										
TOTAL SHAREHOLDING (C)=(C1)+(C2)			0	0	0	NIL	0	0	0	NIL	0	0	NIL	0	0	0	0										
Grand Total (A) + (B) + (C)			7	8096605	0	NIL	8096605	100	8096605	NIL	8096605	100	NIL	100	0	0	0										

***** END OF SHAREHOLDING PATTERN *****




FORMAT OF HOLDING OF SPECIFIED SECURITIES

- 1 Name of Unlisted Entity : PRICELESS OVERSEAS LIMITED
- 2 Scrip Code / Name of Scrip / Class of Security : EQUITY
- 3 Shareholding Pattern filed under : Reg. 31(1)(a)/Reg.31(1)(b)/Reg.31(1)(c)
 - a. If under 31(1)(b) then indicate the report for quarter ending : POST MERGER
 - b. If under 31(1)(c) then indicate date of allotment / extinguishment :

4 Declaration : The listed entity is required to submit the following declaration to the extent of submission of information :-

	Particulars	Yes*	No*
1	Whether the Listed Entity has issued any partly paid up shares ?		No*
2	Whether the Listed Entity has issued any Convertible Securities or Warrants ?		No*
3	Whether the Listed Entity has any shares against which depository receipts are issued ?		No*
4	Whether the Listed Entity has any shares in locked-in ?		No*
5	Whether any shares held by promoters are pledge or otherwise encumbered ?		No*

* If the Listed Entity selects the option "No" for the questions above, the columns fo the partly paid up shares, Outstanding convertible Securities/Warrnts, depository receipts, locked-in shares, Number of shares pledged or otherwise encumbered by promoters, as applicable, shall not be displayed at the time of dissemination on the Stock Exchange website. Also wherever there is "No" declared by Listed Entity in above table the values will be considered as "Zero" by default on submission of the format of holding of specified securities.




PRICELESS OVERSEAS LIMITED (POST MERGER)																				
TABLE I:-SUMMARY STATEMENT HOLDING OF SPECIFIED SECURITIES																				
Category code	Category & Name of Shareholder	Number of Shareholders	No. of Fully paid up equity shares held	No. of Partly paid up equity shares held	No. of shares underlying Depository Receipts	Total number of shares held	Shareholding as a % of total no. of shares (Calculated as per SCRR 1975)	Number of Voting Rights held in each class of securities				No. of share underlying outstanding convertible securities (including warrants)	Shares holding as a% assuming full conversion of convertible securities (as a % of diluted share capital)	Number of locked in shares		Number of Shares Pledged or otherwise encumbered		Number of equity shares held in dematerialized form		
I	II	III	IV	V	VI	VII=	VIII	IX				X	XI=(VII)+	XII		XIII		XIV		
						(IV+V+VI)	as a% of (A+B+C2)	Class X	Class Y	Total	% of (A+B+C)		(X) as a% of (A+B+C2)	No.(a)	as a% of total share held(b)	No.(a)	as a% of total share held(b)			
(A)	Promoter & Promoter Group	0	0	0	NIL	0	0	0	NIL	0	0	NIL	0	0	0	0	0	0	0	
(B)	Public	0	0	0	NIL	0	0	0	NIL	0	0	NIL	0	0	0	0	0	N.A.	N.A.	0
(C)	Non Promoter Non Public	0	0	0	NIL	0	0	0	NIL	0	0	NIL	0	0	0	0	0	N.A.	N.A.	0
(C1)	Shares Underlying DRs	0	0	0	NIL	0	0	0	NIL	0	0	NIL	0	0	0	0	0	N.A.	N.A.	0
(C2)	Shares Held by Employee Trusts	0	0	0	NIL	0	0	0	NIL	0	0	NIL	0	0	0	0	0	N.A.	N.A.	0
Total:		0	0	0	NIL	0	0	0	NIL	0	0	NIL	0	0	0	0	0	0	0	0


*****End of Table-1 *****



PRICELESS OVERSEAS LIMITED (POST MERGER)																											
TABLE II: Statement Showing Shareholding Pattern of the PROMOTOR AND PROMOTOR GROUP																											
Category & Name of Shareholder	PAN No.	Number of Shareholders	No. of Fully paid up equity shares held	No. of Partly paid up equity shares held	No. of shares underlying Depository Receipts	Total number of shares held	Shareholding as a % of total no. of shares (Calculated as per SCRR 1975)	Number of Voting Rights held in each class of securities				No. of share underlying outstanding convertible securities (including warrants)	Shares holding as a% assuming full conversion of convertible securities (as a % of diluted share capital)	Number of locked in shares	Number of Shares Pledged or otherwise encumbered	Number of equity shares held in dematerialized form											
I	II	III	IV	V	VI	VII=	VIII	IX				X	XI=(VII)+	XII		XIII	XIV										
						(IV+V+VI)	as a% of (A+B+C2)	Class X	Class Y	Total	% of (A+B+C)	(X) as a% of (A+B+C2)	No.(a)	as a% of total share held(b)	No.(a)	as a% of total share held(b)											
(1) Indian																											
(a) Individuals (HUF)		0	0	0	NIL	0	0	0	NIL	0	0	NIL	0	0	0	0											
(b) Central Gov/State Gov		0	0	0	NIL	0	0	0	NIL	0	0	NIL	0	0	0	0											
(c) Financial Inst. Banks		0	0	0	NIL	0	0	0	NIL	0	0	NIL	0	0	0	0											
(d) Any Other (Specify) Bodies		0	0	0	NIL	0	0	0	NIL	0	0	NIL	0	0	0	0											
(e) Any Other (Specify) Trust		0	0	0	NIL	0	0	0	NIL	0	0	NIL	0	0	0	0											
(f) Any Other (specify) PERSON		0	0	0	NIL	0	0	0	NIL	0	0	NIL	0	0	0	0											
(g) Any Other (specify) TRUST		0	0	0	NIL	0	0	0	NIL	0	0	NIL	0	0	0	0											
(h) Any Other (specify)		0	0	0	NIL	0	0	0	NIL	0	0	NIL	0	0	0	0											
Sub Total (A)(1)		0	0	0	NIL	0	0	0	NIL	0	0	NIL	0	0	0	0											
(2) Foreign																											
(a) Individuals nri/		0	0	0	NIL	0	0	0	NIL	0	0	NIL	0	0	0	0											
(b) Government		0	0	0	NIL	0	0	0	NIL	0	0	NIL	0	0	0	0											
(c) Institutions		0	0	0	NIL	0	0	0	NIL	0	0	NIL	0	0	0	0											
(d) Foreign Portfolio Investor		0	0	0	NIL	0	0	0	NIL	0	0	NIL	0	0	0	0											
(e) Any Other (specify) Bodies		0	0	0	NIL	0	0	0	NIL	0	0	NIL	0	0	0	0											
(f) Any Other (specify) GROUP		0	0	0	NIL	0	0	0	NIL	0	0	NIL	0	0	0	0											
Sub Total (A)(2)		0	0	0	NIL	0	0	0	NIL	0	0	NIL	0	0	0	0											
TOTAL SHAREHOLDING OF PROMOTER AND PROMOTER GROUP (A)=(A)(1)+(A)(2)		0	0	0	NIL	0	0	0	NIL	0	0	NIL	0	0	0	0											



PRICELESS OVERSEAS LIMITED (POST MERGER)																									
TABLE III: Statement Showing Shareholding Pattern of the PUBLIC SHAREHOLDER																									
Category Code	Category & Name of Shareholder	PAN No.	Number of Shareholders	No. of paid up equity shares held	Fully paid up equity shares held	No. of Partly paid up equity shares held	No. of shares underlying Depository Receipts	Total number of shares held	Shareholding as a % of total no. of shares (Calculated as per SCRR 1975)	Number of Voting Rights held in each class of securities				No. of shares underlying outstanding convertible securities (including warrants)	Shares holding as a% assuming full conversion of convertible securities (as a % of diluted share capital)	Number of locked in shares	Number of Shares Pledged or otherwise encumbered	Number of equity shares held in dematerialized form							
										IX									X	XI=(VII)+X	XII		XIII		XIV
										Class X	Class Y	Total	% of (A+B+C)								No.(a)	as a% of total share held(b)	No.(a)	as a% of total share held(b)	
									(IV+V+VI)	as a% of (A+B+C2)			(X) as a% of (A+B+C2)												
(1) Institutions																									
	(a) Mutual Funds		0	0	0	0	0	0	0	0	0	0	0	0	0	0	0	0							
	(b) Venture Capital Funds		0	0	0	0	0	0	0	0	0	0	0	0	0	0	0	0							
	(c) Alternate Investment Funds		0	0	0	0	0	0	0	0	0	0	0	0	0	0	0	0							
	(d) Foreign Venture Capital Investors		0	0	0	0	0	0	0	0	0	0	0	0	0	0	0	0							
	(e) Foreign Portfolio Investors		0	0	0	0	0	0	0	0	0	0	0	0	0	0	0	0							
	(f) Financial Institutions Banks		0	0	0	0	0	0	0	0	0	0	0	0	0	0	0	0							
	(g) Insurance Companies		0	0	0	0	0	0	0	0	0	0	0	0	0	0	0	0							
	(h) Provident Funds/ Pension Funds		0	0	0	0	0	0	0	0	0	0	0	0	0	0	0	0							
	(i) Any Other (specify) FDI		0	0	0	0	0	0	0	0	0	0	0	0	0	0	0	0							
	(j) Any Other (specify) FOREIGN DIRECT		0	0	0	0	0	0	0	0	0	0	0	0	0	0	0	0							
	(k) Any Other (specify) Foreign Institutional		0	0	0	0	0	0	0	0	0	0	0	0	0	0	0	0							
	(l) Any Other (specify) Qualified Foreign		0	0	0	0	0	0	0	0	0	0	0	0	0	0	0	0							
	Sub Total (B)(1)		0	0	0	0	0	0	0	0	0	0	0	0	0	0	0	0							
(2) Central Government/																									
	(a) State Government(s)/ President of India		0	0	0	0	0	0	0	0	0	0	0	0	0	0	0	0							
	Sub Total (B)(2)		0	0	0	0	0	0	0	0	0	0	0	0	0	0	0	0							
(3) Non-Institutions																									
	(a) Individuals- i. Individual shareholders		0	0	0	0	0	0	0	0	0	0	0	0	0	0	0	0							
	(a) Individuals- ii. Individual shareholders		0	0	0	0	0	0	0	0	0	0	0	0	0	0	0	0							
	(b) NBFCs registered with RBI		0	0	0	0	0	0	0	0	0	0	0	0	0	0	0	0							
	(c) Employee Trust		0	0	0	0	0	0	0	0	0	0	0	0	0	0	0	0							
	(d) Overseas Depositories (holding DRs)		0	0	0	0	0	0	0	0	0	0	0	0	0	0	0	0							
	(e) Any Other (specify) Bodies Corporate		0	0	0	0	0	0	0	0	0	0	0	0	0	0	0	0							
	(f) Any Other (specify) Qualified Foreign		0	0	0	0	0	0	0	0	0	0	0	0	0	0	0	0							
	(g) Any Other (specify) OCB		0	0	0	0	0	0	0	0	0	0	0	0	0	0	0	0							
	(h) Any Other (specify) Non-resident Indian		0	0	0	0	0	0	0	0	0	0	0	0	0	0	0	0							
	(i) Any Other (specify) Non-resident Indian		0	0	0	0	0	0	0	0	0	0	0	0	0	0	0	0							
	(j) Any Other (specify)		0	0	0	0	0	0	0	0	0	0	0	0	0	0	0	0							
	(k) Any Other (specify) Trust		0	0	0	0	0	0	0	0	0	0	0	0	0	0	0	0							
	(l) Any Other (specify) foreign bodies		0	0	0	0	0	0	0	0	0	0	0	0	0	0	0	0							
	(m) Any Other (specify) EMPLOYEE		0	0	0	0	0	0	0	0	0	0	0	0	0	0	0	0							
	(n) Any Other (specify) Enemy Property		0	0	0	0	0	0	0	0	0	0	0	0	0	0	0	0							
	(o) Any Other (specify) DIRECTOR'S &		0	0	0	0	0	0	0	0	0	0	0	0	0	0	0	0							
	(p) Any Other (specify) FOREIGN		0	0	0	0	0	0	0	0	0	0	0	0	0	0	0	0							
	(q) Any Other (specify)		0	0	0	0	0	0	0	0	0	0	0	0	0	0	0	0							
	(r) Any Other (Specify) Unclaimed or		0	0	0	0	0	0	0	0	0	0	0	0	0	0	0	0							
	(s) Any Other (Specify) Market Maker		0	0	0	0	0	0	0	0	0	0	0	0	0	0	0	0							
	(t) Any Other (Specify) HUF		0	0	0	0	0	0	0	0	0	0	0	0	0	0	0	0							
	(u) Any Other (Specify) Societies		0	0	0	0	0	0	0	0	0	0	0	0	0	0	0	0							
	(v) Any Other (Specify) ESOP or ESOS or		0	0	0	0	0	0	0	0	0	0	0	0	0	0	0	0							
	(w) Any Other (Specify) Employee Welfare		0	0	0	0	0	0	0	0	0	0	0	0	0	0	0	0							
	Sub Total (B)(3)		0	0	0	0	0	0	0	0	0	0	0	0	0	0	0	0							
	TOTAL (B)=(B)(1)+(B)(2)+(B)(3)		0	0	0	0	0	0	0	0	0	0	0	0	0	0	0	0							



PRICELESS OVERSEAS LIMITED (POST MERGER)																			
TABLE IV: Statement Showing Shareholding Pattern of the Non Promotor Non Public Shareholder																			
Category code	Category & Name of Shareholder	PAN No.	Number of Shareholders	No. of Fully paid up equity shares held	No. of Partly paid up equity shares held	No. of shares underlying Depository Receipts	Total number of shares held	Shareholding as a % of total no. of shares (Calculated as per SCRR 1975)	Number of Voting Rights held in each class of securities				No. of share underlying outstanding convertible securities (including warrants)	Shares holding as a% assuming full conversion of convertible securities (as a % of diluted share capital)	Number of locked in shares	Number of Shares Pledged or otherwise encumbered	Number of equity shares held in dematerialized form		
	I	II	III	IV	V	VI	VII=	VIII	IX				X	XI=(VII)+	XII		XIII	XIV	
							(IV+V+VI)	as a% of (A+B+C2)	Class X	Class Y	Total	% of (A+B+C)	(X) as a% of (A+B+C2)	No.(a) total share held(b)	as a% of total share	No.(a) held(b)	as a% of total share		
(1) Custodian/Dr Holder			0	0	0	NIL	0	0	0	NIL	0	0	NIL	0	0	0	0	0	0
Sub Total (C)(1)			0	0	0	NIL	0	0	0	NIL	0	0	NIL	0	0	0	0	N.A	0
(2) Employee Benefit Trust			0	0	0	NIL	0	0	0	NIL	0	0	NIL	0	0	0	0	0	0
Sub Total (C)(2)			0	0	0	NIL	0	0	0	NIL	0	0	NIL	0	0	0	0	N.A	0
TOTAL SHAREHOLDING (C)=(C1)+(C2)			0	0	0	NIL	0	0	0	NIL	0	0	NIL	0	0	0	0	0	0
Grand Total (A) + (B) + (C)			0	0	0	NIL	0	0	0	NIL	0	0	NIL	0	0	0	0	0	0

***** END OF SHAREHOLDING PATTERN *****

